



SEAMEC LIMITED
A member of **MMG™**

SEAMEC/BSE/SMO/176/18

6th July, 2018

To,
Deputy General Manager - Listing
BSE Limited
Corporate Relation Department,
1st Floor, Rotunda Building,
New Marine Lines,
Phirojee Jeejeebhoy Towers,
Dalal Street, Mumbai - 400 001.

Sub: Share Holding Pattern as on 30th June, 2018 - Regulation 31 (1) (b) of SEBI
(Listing Obligations and Disclosure Requirements) Regulations, 2015

Dear Sir,

We furnish herewith Shareholding Pattern for Quarter ended 30th June, 2018 as per prescribed format.

Thanking you

Yours faithfully,

For SEAMEC LIMITED

S. N. MOHANTY
PRESIDENT
Corporate Affairs, Legal & Company Secretary

General information about company	
Scrip code	526807
NSE Symbol	SEAMECLTD
MSEI Symbol	NA
ISIN	INE497B01018
Name of the company	SEAMEC LIMITED
Whether company is SME	No
Class of Security	Equity Shares
Type of report	Quarterly
Quarter Ended / Half year ended/Date of Report (For Prelisting / Allotment)	30-06-2018
Date of allotment / extinguishment (in case Capital Restructuring selected) / Listing Date	
Shareholding pattern filed under	Regulation 31 (1) (b)



Declaration					
Sr. No.	Particular	Yes/No	Promoter and Promoter Group	Public shareholder	Non Promoter-Non Public
1	Whether the Listed Entity has issued any partly paid up shares?	No	No	No	No
2	Whether the Listed Entity has issued any Convertible Securities ?	No	No	No	No
3	Whether the Listed Entity has issued any Warrants ?	No	No	No	No
4	Whether the Listed Entity has any shares against which depository receipts are issued?	No	No	No	No
5	Whether the Listed Entity has any shares in locked-in?	No	No	No	No
6	Whether any shares held by promoters are pledge or otherwise encumbered?	No	No		
7	Whether company has equity shares with differential voting rights?	No	No	No	No



Table I - Summary Statement holding of specified securities											
Category (I)	Category of shareholder (II)	Nos. Of shareholders (III)	No. of fully paid up equity shares held (IV)	No. Of Partly paid-up equity shares held (V)	No. Of shares underlying Depository Receipts (VI)	Total nos. shares held (VII) = (IV)+ (V)+ (VI)	Shareholding as a % of total no. of shares (calculated as per SCRR, 1957) (VIII) As a % of (A+B+C2)	Number of Voting Rights held in each class of securities (IX)			
								No of Voting (XIV) Rights			Total as a % of (A+B+C)
								Class eg: X	Class eg:y	Total	
(A)	Promoter & Promoter Group	1	17687475			17687475	69.57	17687475		17687475	69.57
(B)	Public	10751	7737525			7737525	30.43	7737525		7737525	30.43
(C)	Non Promoter-Non Public										
(C1)	Shares underlying DRs										
(C2)	Shares held by Employee Trusts										
	Total	10752	25425000			25425000	100	25425000		25425000	100



Table I - Summary Statement holding of specified securities

Category (I)	Category of shareholder (II)	No. Of Shares Underlying Outstanding convertible securities (X)	No. of Shares Underlying Outstanding Warrants (Xi)	No. Of Shares Underlying Outstanding convertible securities and No. Of Warrants (Xi) (a)	Shareholding , as a % assuming full conversion of convertible securities (as a percentage of diluted share capital) (XI)= (VII)+(X) As a % of (A+B+C2)	Number of Locked in shares (XII)		Number of Shares pledged or otherwise encumbered (XIII)		Number of equity shares held in dematerialized form (XIV)
						No. (a)	As a % of total Shares held (b)	No. (a)	As a % of total Shares held (b)	
(A)	Promoter & Promoter Group				69.57					17687475
(B)	Public				30.43					7336032
(C)	Non Promoter-Non Public									
(C1)	Shares underlying DRs									
(C2)	Shares held by Employee Trusts									
	Total				100					25023507



Table II - Statement showing shareholding pattern of the Promoter and Promoter Group											
Sr	Category & Name of the Shareholders (I)	Nos. Of shareholders (III)	No. of fully paid up equity shares held (IV)	No. Of Partly paid-up equity shares held (V)	No. Of shares underlying Depository Receipts (VI)	Total nos. shares held (VII) = (IV)+ (V)+ (VI)	Shareholding as a % of total no. of shares (calculated as per SCRR, 1957) (VIII) As a % of (A+B+C2)	Number of Voting Rights held in each class of securities (IX)			
								No of Voting (XIV) Rights			Total as a % of Total Voting rights
								Class eg: X	Class eg:y	Total	
A	Table II - Statement showing shareholding pattern of the Promoter and Promoter Group										
(1)	Indian										
(d)	Any Other (specify)	1	17687475			17687475	69.57	17687475		17687475	69.57
Sub-Total (A)(1)		1	17687475			17687475	69.57	17687475		17687475	69.57
(2)	Foreign										
Total Shareholding of Promoter and Promoter Group (A)= (A)(1)+(A)(2)		1	17687475			17687475	69.57	17687475		17687475	69.57
B	Table III - Statement showing shareholding pattern of the Public shareholder										
(1)	Institutions										
(a)	Mutual Funds	1	4200			4200	0.02	4200		4200	0.02
(e)	Foreign Portfolio Investors	1	837000			837000	3.29	837000		837000	3.29
(f)	Financial Institutions/ Banks	3	110195			110195	0.43	110195		110195	0.43
Sub-Total (B)(1)		5	951395			951395	3.74	951395		951395	3.74
(2)	Central Government/ State Government(s)/ President of India	1	5601			5601	0.02	5601		5601	0.02
Sub-Total (B)(2)		1	5601			5601	0.02	5601		5601	0.02
(3)	Non-institutions										
(a(i))	Individuals - i. Individual shareholders holding nominal share capital up to Rs. 2 lakhs.	10349	2516656			2516656	9.9	2516656		2516656	9.9
(a(ii))	Individuals - ii. Individual shareholders holding nominal share capital in excess of Rs. 2 lakhs.	24	1574372			1574372	6.19	1574372		1574372	6.19
(e)	Any Other (specify)	372	2689501			2689501	10.58	2689501		2689501	10.58
Sub-Total (B)(3)		10745	6780529			6780529	26.67	6780529		6780529	26.67
Total Public Shareholding (B)=(B)(1)+(B)(2)+(B)(3)		10751	7737525			7737525	30.43	7737525		7737525	30.43



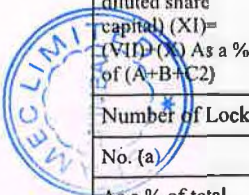
(B)(2)+(B) (3)										
C	Table IV - Statement showing shareholding pattern of the Non Promoter- Non Public shareholder									
Total (A+B+C2)	10752	25425000			25425000	100	25425000		25425000	100
Total (A+B+C)	10752	25425000			25425000	100	25425000		25425000	100



Table II - Statement showing shareholding pattern of the Promoter and Promoter Group									
Sr.	No. Of Shares Underlying Outstanding convertible securities (X)	No. of Shares Underlying Outstanding Warrants (Xi)	No. Of Shares Underlying Outstanding convertible securities and No. Of Warrants (Xi) (a)	Shareholding , as a % assuming full conversion of convertible securities (as a percentage of diluted share capital) (XI)= (VII)+(X) As a % of (A+B+C2)	Number of Locked in shares (XII)		Number of Shares pledged or otherwise encumbered (XIII)		Number of equity shares held in dematerialized form (XIV)
					No. (a)	As a % of total Shares held (b)	No. (a)	As a % of total Shares held (b)	
A	Table II - Statement showing shareholding pattern of the Promoter and Promoter Group								
(1)	Indian								
(d)				69.57					17687475
Sub-Total (A) (1)				69.57					17687475
(2)	Foreign								
Total Shareholding of Promoter and Promoter Group (A)= (A)(1)+(A)(2)				69.57					17687475
B	Table III - Statement showing shareholding pattern of the Public shareholder								
(1)	Institutions								
(a)				0.02					0
(e)				3.29					837000
(f)				0.43					110095
Sub-Total (B) (1)				3.74					947095
(2)				0.02					5601
Sub-Total (B) (2)				0.02					5601
(3)	Non-institutions								
(a(i))				9.9					2138163
(a(ii))				6.19					1574372
(e)				10.58					2670801
Sub-Total (B) (3)				26.67					6383336
Total Public Shareholding (B)=(B)(1)+(B)(2)+(B)(3)				30.43					7336032
C	Table IV - Statement showing shareholding pattern of the Non Promoter- Non Public shareholder								
Total (A+B+C2)				100					25023507
Total (A+B+C)				100					25023507




Any Other (specify)		
Serial No.	1	
Category	Bodies Corporate	Click here to go back
Name of the Shareholders (I)	HAL OFFSHORE LTD	
PAN (II)	AAACH3144B	Total
No. of the Shareholders (I)	1	1
No. of fully paid up equity shares held (IV)	17687475	17687475
No. Of Partly paid-up equity shares held (V)		
No. Of shares underlying Depository Receipts (VI)		
Total nos. shares held (VII) = (IV)+ (V)+ (VI)	17687475	17687475
Shareholding as a % of total no. of shares (calculated as per SCRR, 1957) (VIII) As a % of (A+B+C2)	69.57	69.57
Number of Voting Rights held in each class of securities (IX)		
Class eg: X	17687475	17687475
Class eg:y		
Total	17687475	17687475
Total as a % of Total Voting rights	69.57	69.57
No. Of Shares Underlying Outstanding convertible securities (X)		
No. of Shares Underlying Outstanding Warrants (Xi)		
No. Of Shares Underlying Outstanding convertible securities and No. Of Warrants (Xi) (a)		
Shareholding , as a % assuming full conversion of convertible securities (as a percentage of diluted share capital) (XI)= (VII) + (X) As a % of (A+B+C2)	69.57	69.57
Number of Locked in shares (XII)		
No. (a)		
As a % of total		



Shares held (b)		
Number of Shares pledged or otherwise encumbered (XIII)		
No. (a)		
As a % of total Shares held (b)		
Number of equity shares held in dematerialized form (XIV)	17687475	17687475
Reason for not providing PAN		
Reason for not providing PAN		
Shareholder type		




Foreign Portfolio Investors		
Serial No.	1	
Name of the Shareholders (I)	ALGOMIND CAPITAL FUND	Click here to go back
PAN (II)	AAOCA8429N	Total
No. of fully paid up equity shares held (IV)	837000	837000
No. Of Partly paid-up equity shares held (V)		
No. Of shares underlying Depository Receipts (VI)		
Total nos. shares held (VII) = (IV)+ (V)+ (VI)	837000	837000
Shareholding as a % of total no. of shares (calculated as per SCRR, 1957) (VIII) As a % of (A+B+C2)	3.29	3.29
Number of Voting Rights held in each class of securities (IX)		
Class eg: X	837000	837000
Class eg:y		
Total	837000	837000
Total as a % of Total Voting rights	3.29	3.29
No. Of Shares Underlying Outstanding convertible securities (X)		
No. of Shares Underlying Outstanding Warrants (Xi)		
No. Of Shares Underlying Outstanding convertible securities and No. Of Warrants (Xi) (a)		
Shareholding , as a % assuming full conversion of convertible securities (as a percentage of diluted share capital) (XI)= (VII)+ (X) As a % of (A+B+C2)	3.29	3.29
Number of Locked in shares (XII)		
No. (a)		
As a % of total Shares held (b)		
Number of equity shares held in dematerialized form (XIV)	837000	837000



Reason for not providing PAN		
Reason for not providing PAN		



Individuals - ii. Individual shareholders holding nominal share capital in excess of Rs. 2 lakhs. --		
Serial No.	1	
Name of the Shareholders (I)	SUNIL KUMAR BHALLA HUF	Click here to go back
PAN (II)	AAHHS4210B	Total
No. of fully paid up equity shares held (IV)	359589	359589
No. Of Partly paid-up equity shares held (V)		
No. Of shares underlying Depository Receipts (VI)		
Total nos. shares held (VII) = (IV)+ (V)+ (VI)	359589	359589
Shareholding as a % of total no. of shares (calculated as per SCRR, 1957) (VIII) As a % of (A+B+C2)	1.41	1.41
Number of Voting Rights held in each class of securities (IX)		
Class eg: X	359589	359589
Class eg:y		
Total	359589	359589
Total as a % of Total Voting rights	1.41	1.41
No. Of Shares Underlying Outstanding convertible securities (X)		
No. of Shares Underlying Outstanding Warrants (Xi)		
No. Of Shares Underlying Outstanding convertible securities and No. Of Warrants (Xi) (a)		
Shareholding , as a % assuming full conversion of convertible securities (as a percentage of diluted share capital) (XI)= (VII)+(X) As a % of (A+B+C2)	1.41	1.41
Number of Locked in shares (XII)		
No. (a)		
As a % of total Shares held (b)		
Number of equity shares held in dematerialized form (XIV)	359589	359589



Reason for not providing PAN		
Reason for not providing PAN		



Any Other (specify)					
Serial No.	1	2	3	4	
Category	Bodies Corporate	Non-Resident Indian (NRI)	Clearing Members	IEPF	
Category / More than 1 percentage	More than 1 percentage of shareholding	Category	Category	Category	
Name of the Shareholders (I)	O J FINANCIAL SERVICES LTD				Click here to go back
PAN (II)	AAACO0995M				Total
No. of the Shareholders (I)	1	102	45	1	148
No. of fully paid up equity shares held (IV)	597514	65721	16225	211108	293054
No. Of Partly paid-up equity shares held (V)					
No. Of shares underlying Depository Receipts (VI)					
Total nos. shares held (VII) = (IV)+ (V)+ (VI)	597514	65721	16225	211108	293054
Shareholding as a % of total no. of shares (calculated as per SCRR, 1957) (VIII) As a % of (A+B+C2)	2.35	0.26	0.06	0.83	1.15
Number of Voting Rights held in each class of securities (IX)					
Class eg: X	597514	65721	16225	211108	293054
Class eg:y					
Total	597514	65721	16225	211108	293054
Total as a % of Total Voting rights	2.35	0.26	0.06	0.83	1.15
No. Of Shares Underlying Outstanding convertible securities (X)					
No. of Shares Underlying Outstanding Warrants (Xi)					
No. Of Shares Underlying Outstanding convertible securities and No. Of Warrants (Xi) (a)					
Shareholding , as a % assuming full conversion of convertible securities (as a percentage of diluted share capital) (XI)= (VII)+(X) As a % of (A+B+C2)	2.35	0.26	0.06	0.83	1.15
Number of Locked in shares (XII)					



No. (a)					
As a % of total Shares held (b)					
Number of equity shares held in dematerialized form (XIV)	597514	54021	16225	211108	281354
Reason for not providing PAN					
Reason for not providing PAN					





SEAMEC LIMITED
A member of **MMG™**

SEAMEC/NSE/SMO/177/18

6th July, 2018

To,
The Secretary,
National Stock Exchange of India Ltd.,
'EXCHANGE PLAZA',
Bandra Kurla Complex,
Bandra (East),
Mumbai 400 051

**Sub: Share Holding Pattern as on 30th June, 2018 - Regulation 31 (1)(b) of SEBI
(Listing Obligations and Disclosure Requirements) Regulations, 2015**

Dear Sir,

We furnish herewith Shareholding Pattern for Quarter ended 30th June, 2018 as per prescribed format.

Thanking you

Yours faithfully,

For SEAMEC LIMITED

S. N. MOHANTY
PRESIDENT
Corporate Affairs, Legal & Company Secretary

1. Name of Listed Entity: Seamec Limited
2. Scrip Code/Name of Scrip/Class of Security: SEAMECLTD
3. Share Holding Pattern Filed under: 31b
4. Share Holding Pattern as on : 30-Jun-2018
5. **Declaration:** The Listed entity is required to submit the following declaration to the extent of submission of information:-

S. No.	Particulars	Yes/No	
1	Whether the Listed Entity has issued any partly paid up shares?	No	
2	Whether the Listed Entity has issued any Convertible Securities?	No	
3	Whether the Listed Entity has any shares against which depository receipts are issued?	No	
4	Whether the Listed Entity has any shares in locked-in?	No	
5	Whether any shares held by promoters are pledge or otherwise encumbered?	No	
6	Whether the Listed Entity has issued any differential Voting Rights?	No	
7	Whether the Listed Entity has issued any Warrants ?	No	



Table I - Summary Statement holding of specified securities

Category (I)	Category of shareholder (II)	Nos. of shareholders (III)	No. of fully paid up equity shares held (IV)	No. of Partly paid-up equity shares held (V)	No. of shares underlying Depositor Receipts (VI)	Total nos. shares held (VII) = (IV)+(V)+(VI)	Shareholding as a % of total no. of shares (calculated as per SCRR, 1957) (VIII)	Number of Voting Rights held in each class of securities (IX)			No. of Shares Underlying Outstanding convertible securities (including Warrants) (X)	Shareholding, as a % assuming full conversion of convertible securities (as a percentage of diluted share capital) (XI) = (VII)+(X) As a % of (A+B+C2)	Number of Locked in shares (XII)		Number of Shares pledged or otherwise encumbered (XIII)		Number of equity shares in dematerialized form (XIV)	
								No of Voting Rights					Total as a % of (A+B+C)	No. (a)	As a % of total Shares held (b)	No. (a)		As a % of total Shares held (b)
								Class eg: X	Class eg: Y	Total								
A	Promoter & Promoter Group	1	17687475	0	0	17687475	69.57	17687475	0	17687475	69.57	0	0.00			17687475		
B	Public	10751	7737525	0	0	7737525	30.43	7737525	0	7737525	30.43	0	0.00			7336032		
C	Non Promoter-Non Public	0	0	0	0	0	0.00	0	0	0	0.00	0	0.00	0	0.00	0		
C1	Shares underlying DRs	0	0	0	0	0	0.00	0	0	0	0.00	0	0.00			0		
C2	Shares held by Employee Trusts	0	0	0	0	0	0.00	0	0	0	0.00	0	0.00			0		
	Total	10752	25425000	0	0	25425000	100.00	25425000	0	25425000	100.00	0	0.00			25023507		



Table II - Statement showing shareholding pattern of the Promoter and Promoter Group

Category & Name of the Shareholders (I)	PAN (II)	No. of shares older (III)	No. of fully paid up equity shares held (IV)	Partly paid-up equity shares held (V)	Nos. of shares underlying Deposits Receipt (VI)	Total nos. shares held (VII = IV+V+VI)	Shareholding % calculate as per SCRR, 1957 (VIII)	Number of Voting Rights held in each class of securities (IX)			No. of Shares Outstanding convertible securities (including Warrants) (X)	Shareholding, as a % assuming full conversion of convertible securities (XI) = (VII)+(X) as a % of A+B+C2	Number of Locked in shares (XII)		Number of Shares pledged or otherwise encumbered (XIII)		Number of equity shares held in dematerialized form (XIV)	
								Class X	Class Y	Total			No. (a)	As a % of total Shares held (b)	No. (a)	As a % of total shares held (b)		
1	Indian	0	0	0	0	0	0.00	0	0	0	0.00	0	0.00	0	0.00			0
a	Individuals/Hindu undivided Family	0	0	0	0	0	0.00	0	0	0	0.00	0	0.00	0	0.00			0
b	Central Government/ State Government(s)	0	0	0	0	0	0.00	0	0	0	0.00	0	0.00	0	0.00			0
c	Financial Institutions/ Banks	0	0	0	0	0	0.00	0	0	0	0.00	0	0.00	0	0.00			0
d	Any Other (specify)	1	17687475	0	0	17687475	69.57	17687475	0	17687475	69.57	0	69.57	0	0.00			17687475
	Bodies Corporate	1	17687475	0	0	17687475	69.57	17687475	0	17687475	69.57	0	69.57	0	0.00			17687475
	HAL OFFSHORE LTD	AAA CH3144B	1	17687475	0	17687475	69.57	17687475	0	17687475	69.57	0	69.57	0	0.00			17687475
	Sub-Total (A)(1)		1	17687475	0	17687475	69.57	17687475	0	17687475	69.57	0	69.57	0	0.00			17687475



										75								
2	Foreign	0	0	0	0	0	0.00	0	0	0	0.00	0	0.00	0	0.00			0
a	Individuals (Non-Resident Individuals/ Foreign Individuals)	0	0	0	0	0	0.00	0	0	0	0.00	0	0.00	0	0.00			0
b	Government	0	0	0	0	0	0.00	0	0	0	0.00	0	0.00	0	0.00			0
c	Institutions	0	0	0	0	0	0.00	0	0	0	0.00	0	0.00	0	0.00			0
d	Foreign Portfolio Investor	0	0	0	0	0	0.00	0	0	0	0.00	0	0.00	0	0.00			0
e	Any Other (specify)	0	0	0	0	0	0.00	0	0	0	0.00	0	0.00	0	0.00			0
	Sub-Total (A)(2)	0	0	0	0	0	0.00	0	0	0	0.00	0	0.00	0	0.00			0
	Total Shareholding of Promoter and Promoter Group (A)= (A)(1)+(A)(2)	1	176870 475	0	0	17687 475	69.57	176870 475	0	176 874 75	69.57	0	69.57	0	0.00			17687475



Table III - Statement showing shareholding pattern of the Public shareholder

	Category & Name of the Shareholders (I)	PAN (II)	Nos. of shareholder (III)	No. of fully paid up equity shares held (IV)	Partly paid-up equity shares held (V)	Nos. of shares underlying Depository Receipts (VI)	Total nos. shares held VII = IV+V+VI	Shareholding % calculated as per SCRR, 1957 As a % of (A+B+C2) VIII	Number of Voting Rights held in each class of securities (IX)			No. of Shares Underlying Outstanding convertible securities (including Warrants) (X)	Total shareholding, as a % assuming full conversion of convertible securities (as a percentage of diluted share capital) (XI)	Number of Locked in shares (XII)		Number of Shares pledged or otherwise encumbered (XIII)		Number of equity shares held in dematerialized form (XIV)	
									No of Voting Rights					Total as a % of Total Voting rights	No. (a)	As a % of total Shares held (b)	No. (Not applicable) (a)		As a % of total shares held (Not applicable) (b)
									Class X	Class Y	Total								
I	Institutions		0	0	0	0	0	0.00	0	0	0	0.00	0	0.00	0	0.00	0	0	
a	Mutual Funds/		1	4200	0	0	4200	0.02	4200	0	4200	0.02	0	0.02	0	0.00			0
b	Venture Capital Funds		0	0	0	0	0	0.00	0	0	0	0.00	0	0.00	0	0.00			0
c	Alternate Investment Funds		0	0	0	0	0	0.00	0	0	0	0.00	0	0.00	0	0.00			0
d	Foreign Venture Capital Investors		0	0	0	0	0	0.00	0	0	0	0.00	0	0.00	0	0.00			0
e	Foreign Portfolio Investors		1	837000	0	0	837000	3.29	837000	0	837000	3.29	0	3.29	0	0.00			837000
	ALGOMIND CAPITAL FUND	AAO CA84 29N	1	837000	0	0	837000	3.29	837000	0	837000	3.29	0	3.29	0	0.00			837000
f	Financial Institutions/ Banks		3	110195	0	0	110195	0.43	110195	0	110195	0.43	0	0.43	0	0.00			110095
g	Insurance Companies		0	0	0	0	0	0.00	0	0	0	0.00	0	0.00	0	0.00			0
h	Provident Funds/		0	0	0	0	0	0.00	0	0	0	0.00	0	0.00	0	0.00			0



	Pension Funds																	
i	Any Other (specify)		0	0	0	0	0	0.00	0	0	0	0.00	0	0.00	0	0.00		0
	Sub-Total (B)(1)		5	951395	0	0	951395	3.74	951395	0	951395	3.74	0	3.74	0	0.00		947095
2	Central Government/ State Government(s) / President of India		1	5601	0	0	5601	0.02	5601	0	5601	0.02	0	0.02	0	0.00		5601
	Sub-Total (B)(2)		1	5601	0	0	5601	0.02	5601	0	5601	0.02	0	0.02	0	0.00		5601
3	Non-institutions		0	0	0	0	0	0.00	0	0	0	0.00	0	0.00	0	0.00	0	0.00
a	Individuals -		10373	4091028	0	0	4091028	16.09	4091028	0	4091028	16.09	0	16.09	0	0.00	0	0.00
i	Individual shareholders holding nominal share capital up to Rs. 2 lakhs.		10349	2516656	0	0	2516656	9.90	2516656	0	2516656	9.90	0	9.90	0	0.00		2138163
ii	Individual shareholders holding nominal share capital in excess of Rs. 2 lakhs.		24	1574372	0	0	1574372	6.19	1574372	0	1574372	6.19	0	6.19	0	0.00		1574372
	SUNIL KUMAR BHALLA HUF	AAH HS42 10B	1	359589	0	0	359589	1.41	359589	0	359589	1.41	0	1.41	0	0.00		359589
b	NBFCs		0	0	0	0	0	0.00	0	0	0	0.00	0	0.00	0	0.00		0




Table IV - Statement showing shareholding pattern of the Non Promoter- Non Public shareholder

Category & Name of the Shareholders (I)	PAN (II)	No. of share older (III)	No. of fully paid up equity shares held (IV)	Partly paid-up equity shares held (V)	Nos. shar underlying Deposits Recei (VI)	Total no. shares held (VII) = (IV+V+VI)	Shareholding % calculate d as per SCRR, 1957 (VIII)	Number of Voting Rights held in each class of securities (IX)			No. of Shares Underlying Outstanding convertible securities (including Warrants) (X)	Total shareholdin g, as a % assuming full conversion of convertible securities (XI)	Number of Locked in shares (XII)		Number of Shares pledged or otherwise encumbered (XIII)		Number of equity shares held in dematerializ ed form (XIV) (Not Applicable)	
								No of Voting Rights					Total as a % of Total Voting rights	No.	As a % of total Shares held	No. (Not applicable)		As a % of total shares held (Not applicable)
								Class X	Class Y	Total								
1	Custodian/DR Holder	0	0	0	0	0	0.00	0	0	0	0.00	0	0.00	0	0.00	0	0	
2	Employee Benefit Trust (under SEBI (Share based Employee Benefit) Regulations, 2014)	0	0	0	0	0	0.00	0	0	0	0.00	0	0.00	0	0.00	0	0	
	Total Non-Promoter- Non Public Shareholding (C) = (C)(1)+(C)(2)	0	0	0	0	0	0.00	0	0	0	0.00	0	0.00	0	0.00	0	0	



	registered with RBI																		
c	Employee Trusts		0	0	0	0	0	0.00	0	0	0	0.00	0	0.00	0	0.00			0
d	Overseas Depositories (holding DRs) (balancing figure)		0	0	0	0	0	0.00	0	0	0	0.00	0	0.00	0	0.00			0
e	Any Other (specify)		372	268950	0	0	268950	10.58	268950	0	268	10.58	0	10.58	0	0.00			2670801
	Bodies Corporate		224	597514	0	0	597514	2.35	597514	0	597	2.35	0	2.35	0	0.00			597514
	O J FINANCIAL SERVICES LTD	AAA CO09 95M	1	597514	0	0	597514	2.35	597514	0	597	2.35	0	2.35	0	0.00			597514
	Non-Resident Indian (NRI)		102	657210	0	0	657210	0.26	657210	0	657	0.26	0	0.26	0	0.00			54021
	Clearing member		45	162250	0	0	162250	0.06	162250	0	162	0.06	0	0.06	0	0.00			16225
	IEPF		1	211108	0	0	211108	0.83	211108	0	211	0.83	0	0.83	0	0.00			211108
	Sub-Total (B)(3)		10745	678052	0	0	678052	26.67	678052	0	678	26.67	0	26.67	0	0.00			6383336
	Total Public Shareholding (B)= (B)(1)+(B)(2) (B)(3)		10751	773752	0	0	773752	30.43	773752	0	773	30.43	0	30.43	0	0.00			7336032



Table II- Unclaim Details

Details of Shares which remain unclaimed may be given here along with details such as number of shareholders, outstanding shares held in demat/unclaimed suspense account, voting rights which are frozen etc.	
No. of shareholders	No of share held

Table III- Unclaim Details

Details of Shares which remain unclaimed may be given here along with details such as number of shareholders, outstanding shares held in demat/unclaimed suspense account, voting rights which are frozen etc.	
No. of shareholders	No of share held

Table III- Person in Concert

Details of the shareholders acting as persons in Concert including their Shareholding			
Name of shareholder	Name of PAC	No. of share	Holding %

